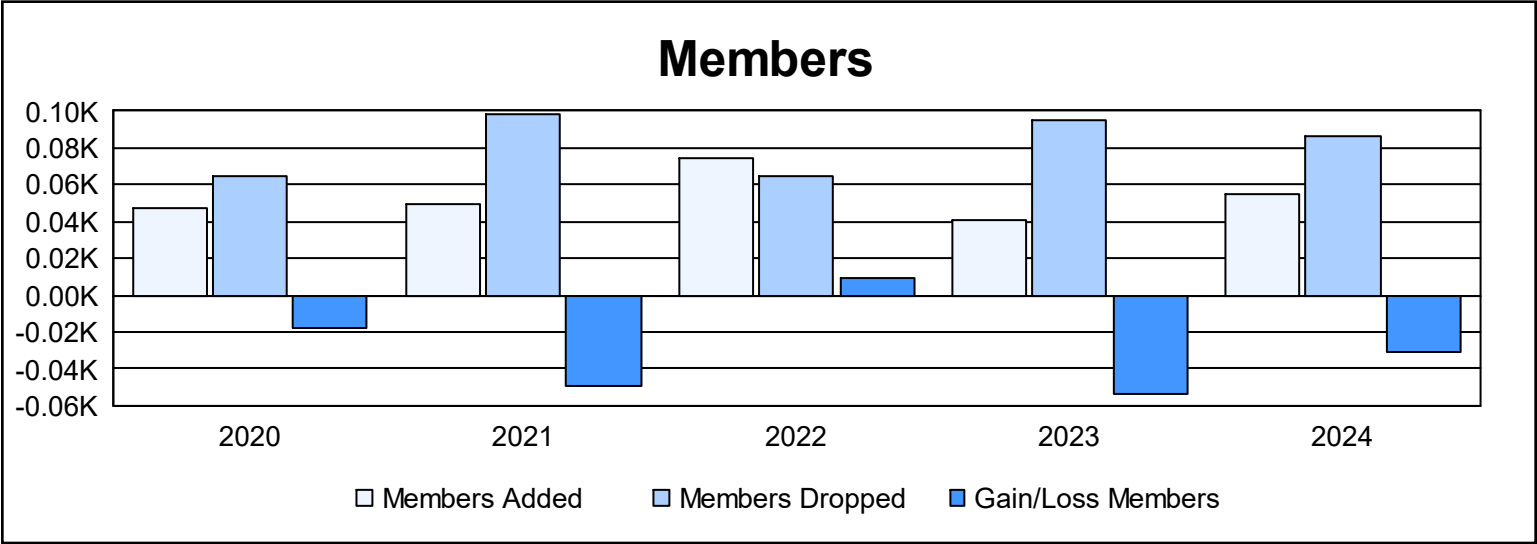
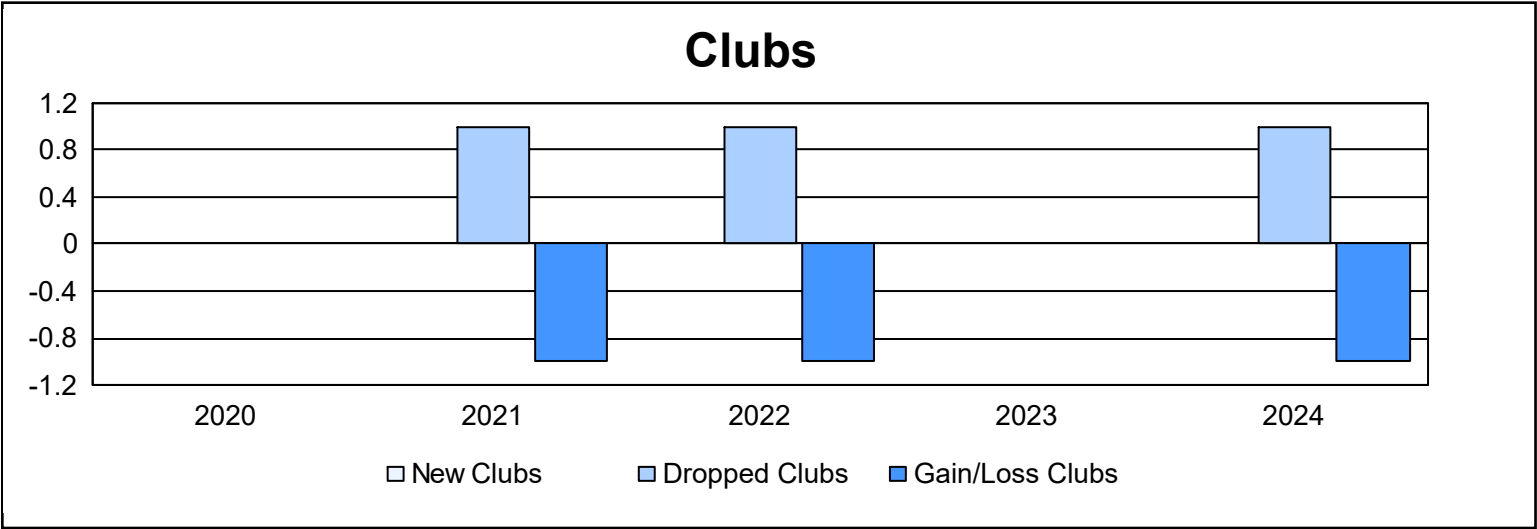
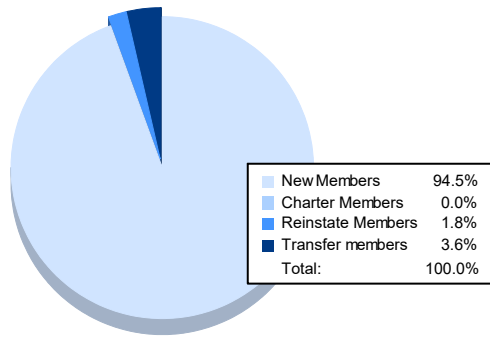


| Year | New Clubs | Dropped Clubs | Gain/ Loss Clubs | New Members | Charter Members | Reinstate Members | Transfer Members | Total Member Added | Total Members Dropped | Gain/ Loss Members |
|-----------|-----------|---------------|------------------|-------------|-----------------|-------------------|------------------|--------------------|-----------------------|--------------------|
| 2019-2020 | 0 | 0 | 0 | 37 | 0 | 5 | 5 | 47 | 65 | -18 |
| 2020-2021 | 0 | 1 | -1 | 42 | 1 | 5 | 1 | 49 | 98 | -49 |
| 2021-2022 | 0 | 1 | -1 | 69 | 0 | 0 | 5 | 74 | 65 | 9 |
| 2022-2023 | 0 | 0 | 0 | 37 | 1 | 1 | 2 | 41 | 95 | -54 |
| 2023-2024 | 0 | 1 | -1 | 52 | 0 | 1 | 2 | 55 | 86 | -31 |
| Average | 0 | 1 | -1 | 47 | 0 | 2 | 3 | 53 | 82 | -29 |



Membership Composition June 2024 Cumulative



Gender Composition June 2024 Cumulative

